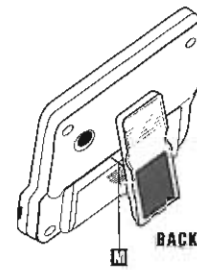
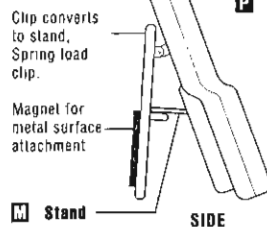
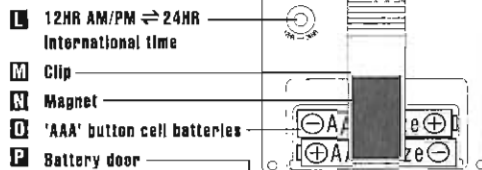
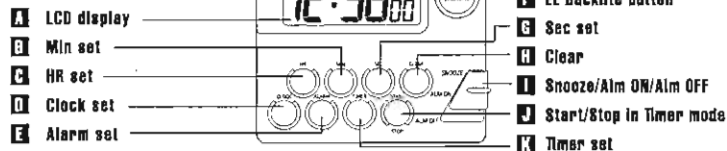


OPERATION MANUALS-MODEL 278

BATTERY

- Battery type: two 'AAA'
- Insert batteries with '+' and '-' positions as indicated



TO SET CLOCK

1. Press and hold **CLOCK** for 2 seconds to enter **CLOCK SET** mode.
2. Press **12HR ⇌ 24HR** to select **12HR AM/PM** or **24HR** format.
3. Press **HR, MIN, SEC** for desired time.
4. Press **CLOCK** to run clock.

TO SET ALARM

1. Press and hold **ALARM** for 2 seconds to enter **ALARM SET** mode.
2. Press **12HR ⇌ 24HR** to select **12HR AM/PM** or **24HR** format.
3. Press **HR, MIN** for desired time.
4. Press **ALARM** and the alarm is set.

TO USE CLOCK ALARM

1. To activate clock alarm, slide to **ALM ON**, (●) appears on the display.
2. To activate snooze alarm, slide to **SNOOZE**, Zz appears on the display. When alarm beeps, press **START/STOP** to stop alarm. The alarm will repeat after 5 minutes.
3. To stop alarm completely, slide to **ALM OFF**.

TO USE COUNTDOWN TIMER (maximum countdown capacity: 23hr 59min 59sec)

1. Press **TIMER** to enter **TIMER** mode.
2. Press **HR, MIN, SEC** to enter desired countdown time. ▼ appears on the display.
3. Press **START/STOP** to start countdown. To stop timing temporarily, press **START/STOP** to stop. Press **START/STOP** again to restart.
4. Timer alarm beeps for 1 minute when reaches 0:00:00 and digits count up and blink to show how much time has been elapsed.

LAST COUNTDOWN TIME MEMORY

Press **START/STOP** to stop alarm and last countdown time will be recalled and shown.

CLEAR

Press **CLEAR** to reset all digits to 0:00:00.

TO USE STOPWATCH (maximum count-up capacity: 23hr 59min 59sec)

1. Press **TIMER** to enter **TIMER** mode.
2. Press **CLEAR** to reset all digits to 0:00:00.
3. Press **START/STOP** to start counting up in seconds. ▲ appears on the display.

EL BLUE GLOW DISPLAY

AUTO-ON BACKLIGHT: blue glow illuminates the display for around 10 seconds when alarm beeps.

EXTRA LONG GLOW: press once the **E.L. BACKLITE** for around 4-second blue glow on the display.

Read inner card for detailed instructions

Kitchen



Medications



Quick Nap



- ▶ Automatic blue glow display when time's up
- ▶ Superior time readability in the dark
- ▶ Extra loud alarm / time's up beep
- ▶ Clock, alarm and timer work simultaneously

Also great for :-

- ▶ Hospitals
- ▶ Laboratories
- ▶ Photographing

DIGITAL TIMER-ALARM CLOCK

ELECTRONICS

Operates on two AAA batteries, included



BLUEGLO™



Auto-on **BLUE GLOW** display when time's up!

ELECTRONIC

DIGITAL TIMER-ALARM CLOCK

- ▶ Extra large HR, MIN, SEC display
- ▶ Counts up / down to 24 hours in seconds
- ▶ Digital memory : invaluable for repeat-timing
- ▶ Convenient 3-way holder: Clip / Magnet / Stand



LONG LIFE BATTERIES INCLUDED

Ideal for :-

- ▶ Kitchen
- ▶ Medications
- ▶ Hair Styling
- ▶ Quick Nap