

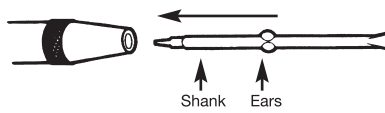
GENERAL®

No. 608

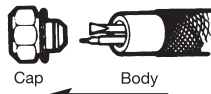
- Steel Collet for Greater Strength
- 3/8" x 6-1/2" (9.5 x 165mm) Overall

INSTRUCTIONS:

Push in shank until ears are inside cone.




Push in fit, (chuck does not unscrew).



Pull swivel cap from body to store extra blade in handle.

WARNING: Metal screwdriver is not to be used in electrical work areas. Shock will occur.



 **Avoid injury:** Always wear OSHA/ANSI approved eye protection (goggles, face shield) when using tools.

Made in China

©2009 GENERAL TOOLS & INSTRUMENTS™
New York, NY 10013 Montreal, Canada H9R 1E1
www.generaltools.com